The 'KOLIBRI Desktop' software is part of the modern KOLIBRI product line which embeds the newest technologies and strives for intuitive design. This software runs on Windows and lets users read out and configure KELLER data loggers. With 'live data', a connected device can record directly to the PC. Selected measurement data can be graphically displayed and exported to various formats.

During the installation process please install the “FTDI Chip CDM Drivers” when using the KOLIBRI Desktop together with Dataloggers.
Only install “Manometer driver (LEO 5 USB) when using the KOLIBRI Desktop together with the “LEO 5” Manometer.

KELLER

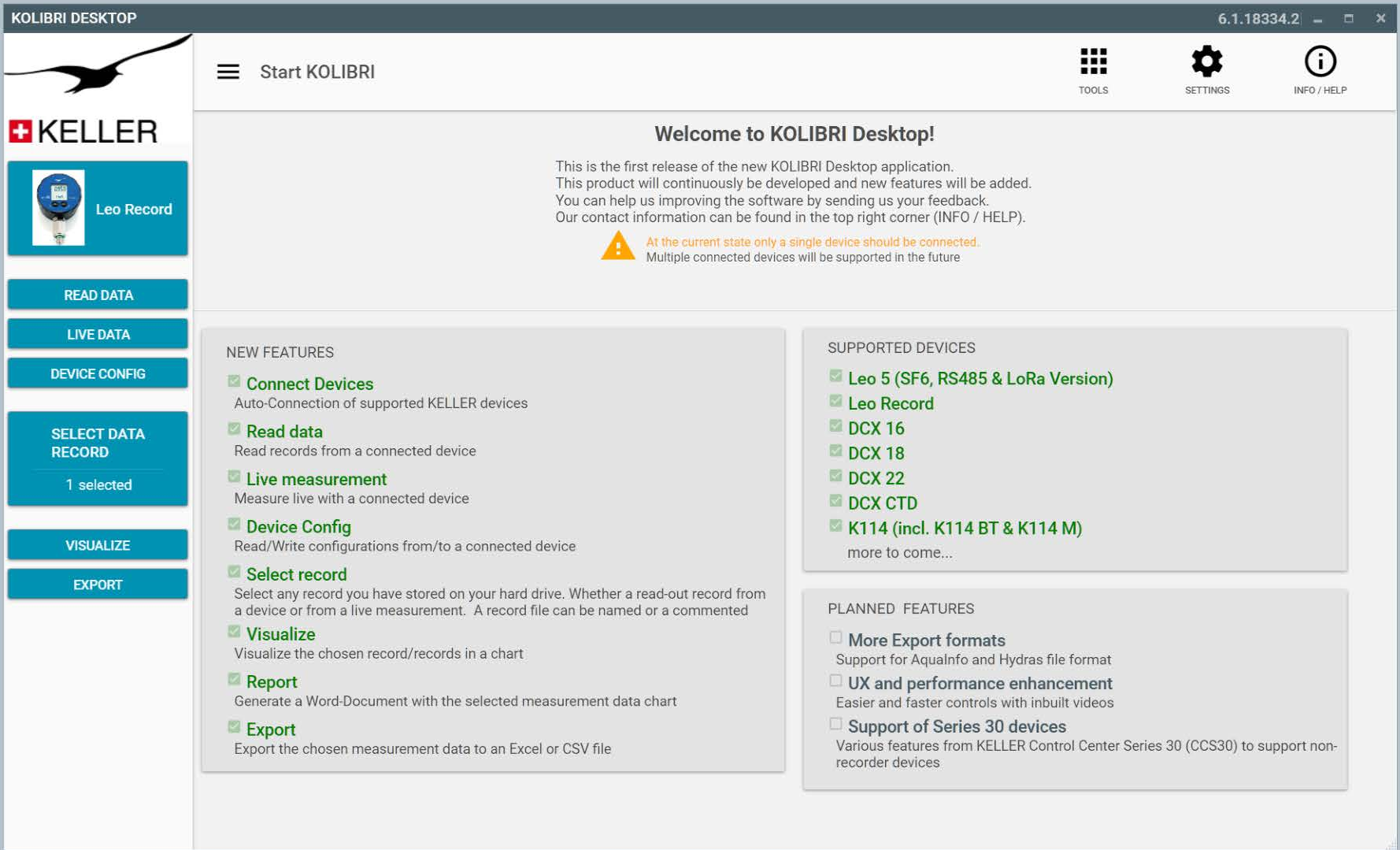
KOLIBRI DESKTOP
6.1.18334.2
KELLER
Leo Record
READ DATA
LIVE DATA
DEVICE CONFIG
SELECT DATA RECORD
1 selected
VISUALIZE
EXPORT
Start KOLIBRI
TOOLS
SETTINGS
INFO / HELP

Welcome to KOLIBRI Desktop!

This is the first release of the new KOLIBRI Desktop application.
This product will continuously be developed and new features will be added.
You can help us improving the software by sending us your feedback.
Our contact information can be found in the top right corner (INFO / HELP).

⚠ At the current state only a single device should be connected.
Multiple connected devices will be supported in the future

NEW FEATURES

- ☑ **Connect Devices**
  Auto-Connection of supported KELLER devices
- ☑ **Read data**
  Read records from a connected device
- ☑ **Live measurement**
  Measure live with a connected device
- ☑ **Device Config**
  Read/Write configurations from/to a connected device
- ☑ **Select record**
  Select any record you have stored on your hard drive. Whether a read-out record from a device or from a live measurement. A record file can be named or a commented
- ☑ **Visualize**
  Visualize the chosen record/records in a chart
- ☑ **Report**
  Generate a Word-Document with the selected measurement data chart
- ☑ **Export**
  Export the chosen measurement data to an Excel or CSV file

SUPPORTED DEVICES

- ☑ Leo 5 (SF6, RS485 & LoRa Version)
- ☑ Leo Record
- ☑ DCX 16
- ☑ DCX 18
- ☑ DCX 22
- ☑ DCX CTD
- ☑ K114 (incl. K114 BT & K114 M)

more to come...

PLANNED FEATURES

- ☐ **More Export formats**
  Support for AquaInfo and Hydras file format
- ☐ **UX and performance enhancement**
  Easier and faster controls with inbuilt videos
- ☐ **Support of Series 30 devices**
  Various features from KELLER Control Center Series 30 (CCS30) to support non-recorder devices

A KELLER device should be recognized automatically. Otherwise please 'restart the search for devices'.

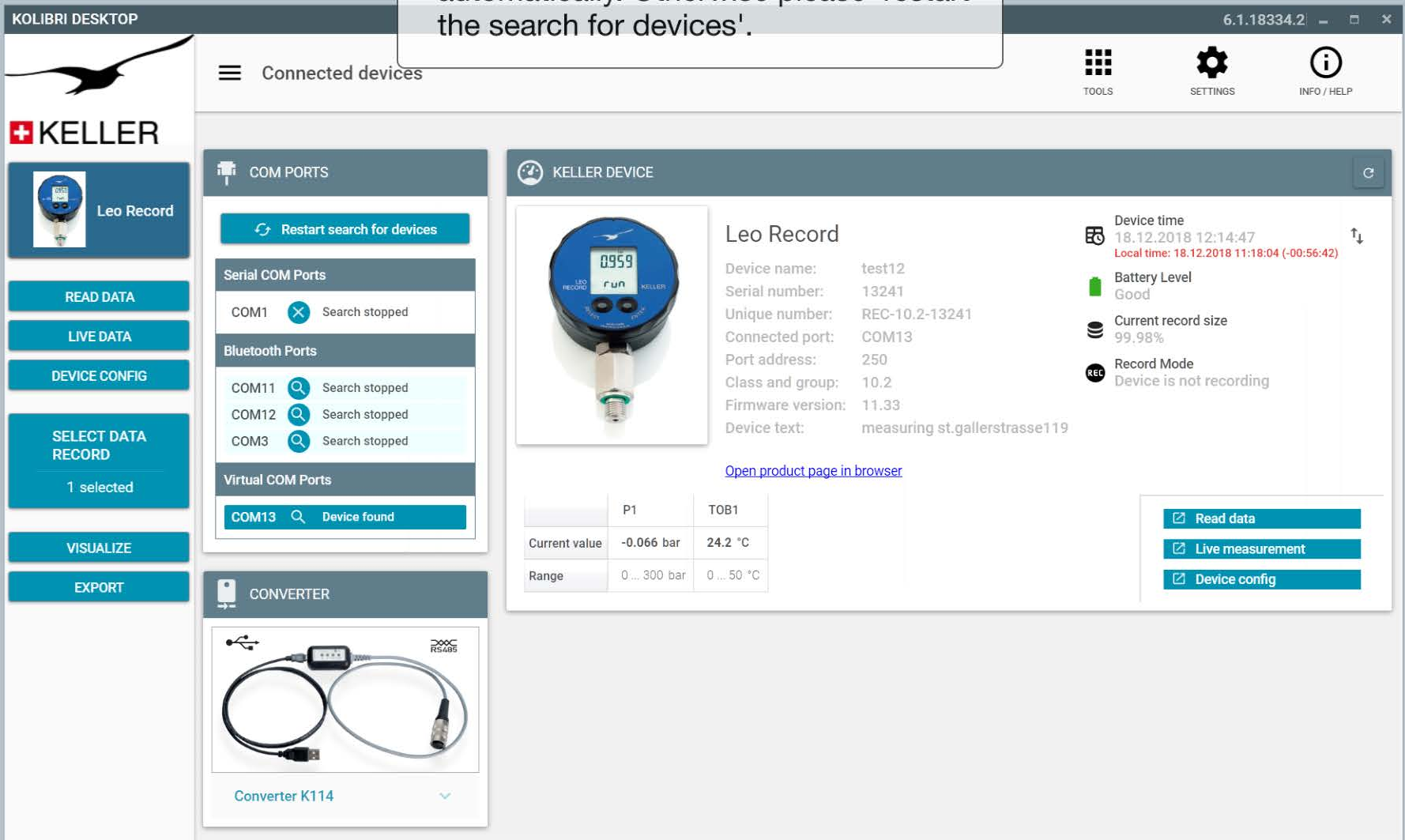
KOLIBRI DESKTOP
6.1.18334.2
KELLER
Leo Record
READ DATA
LIVE DATA
DEVICE CONFIG
SELECT DATA RECORD
1 selected
VISUALIZE
EXPORT
Connected devices
TOOLS
SETTINGS
INFO / HELP
COM PORTS
Restart search for devices
Serial COM Ports
Bluetooth Ports
Virtual COM Ports
CONVERTER
Converter K114
KELLER DEVICE
Open product page in browser
Read data
Live measurement
Device config

COM1	Search stopped
COM11	Search stopped
COM12	Search stopped
COM3	Search stopped
COM13	Device found

Leo Record

Device name: test12
Serial number: 13241
Unique number: REC-10.2-13241
Connected port: COM13
Port address: 250
Class and group: 10.2
Firmware version: 11.33
Device text: measuring st.gallerstrasse119

Device time: 18.12.2018 12:14:47
Local time: 18.12.2018 11:18:04 (-00:56:42)
Battery Level: Good
Current record size: 99.98%
Record Mode: Device is not recording

	P1	TOB1
Current value	-0.066 bar	24.2 °C
Range	0 ... 300 bar	0 ... 50 °C

All records of datalogger devices can be read out and are stored on the PC as "Data record".

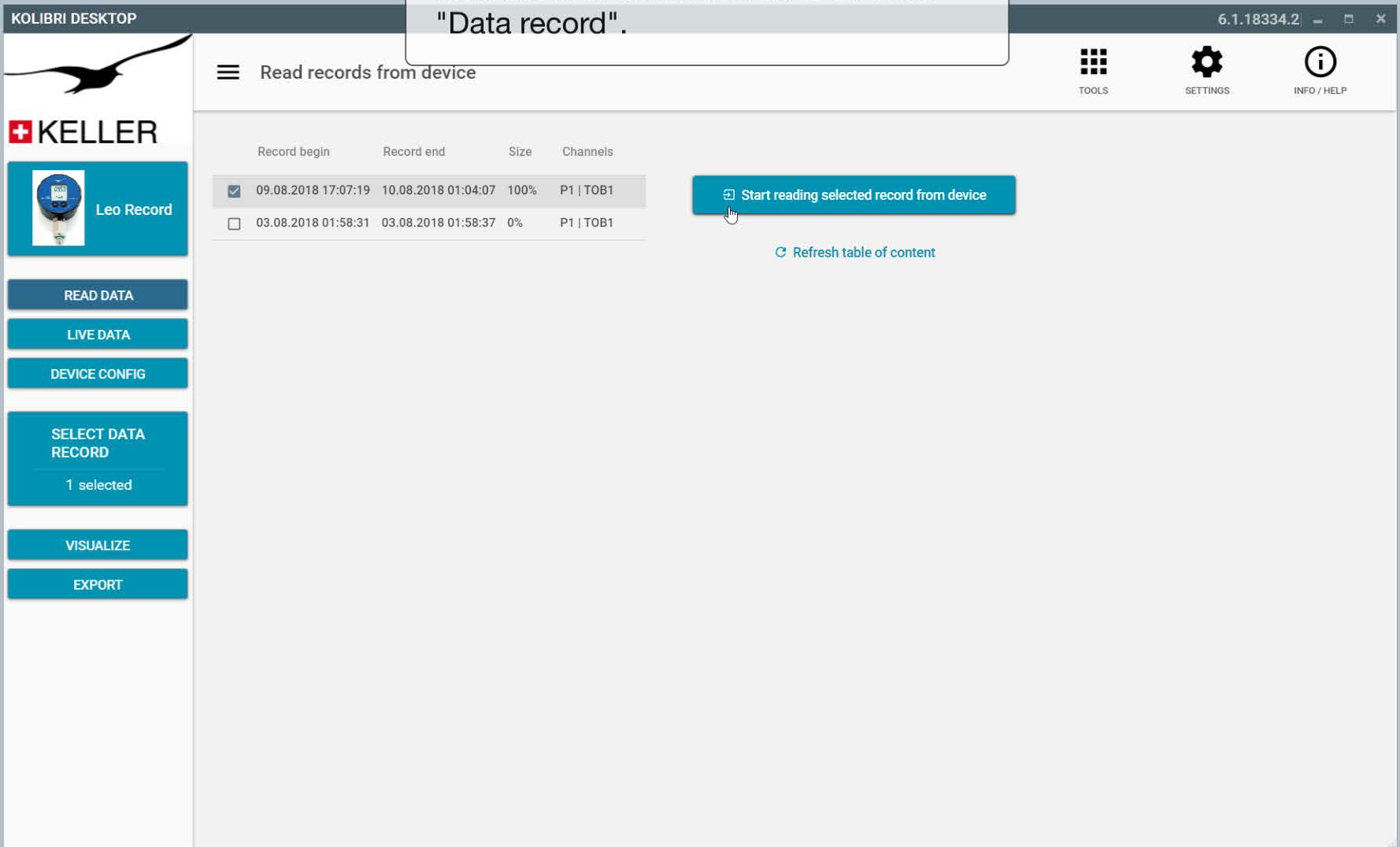
KOLIBRI DESKTOP
6.1.18334.2
KELLER
Leo Record
READ DATA
LIVE DATA
DEVICE CONFIG
SELECT DATA RECORD
1 selected
VISUALIZE
EXPORT
Read records from device
TOOLS
SETTINGS
INFO / HELP
Start reading selected record from device
Refresh table of content

	Record begin	Record end	Size	Channels
☑	09.08.2018 17:07:19	10.08.2018 01:04:07	100%	P1 | TOB1
☐	03.08.2018 01:58:31	03.08.2018 01:58:37	0%	P1 | TOB1

Use 'Live data' to make a new set of measurement with a connected device. This new data record is also stored.

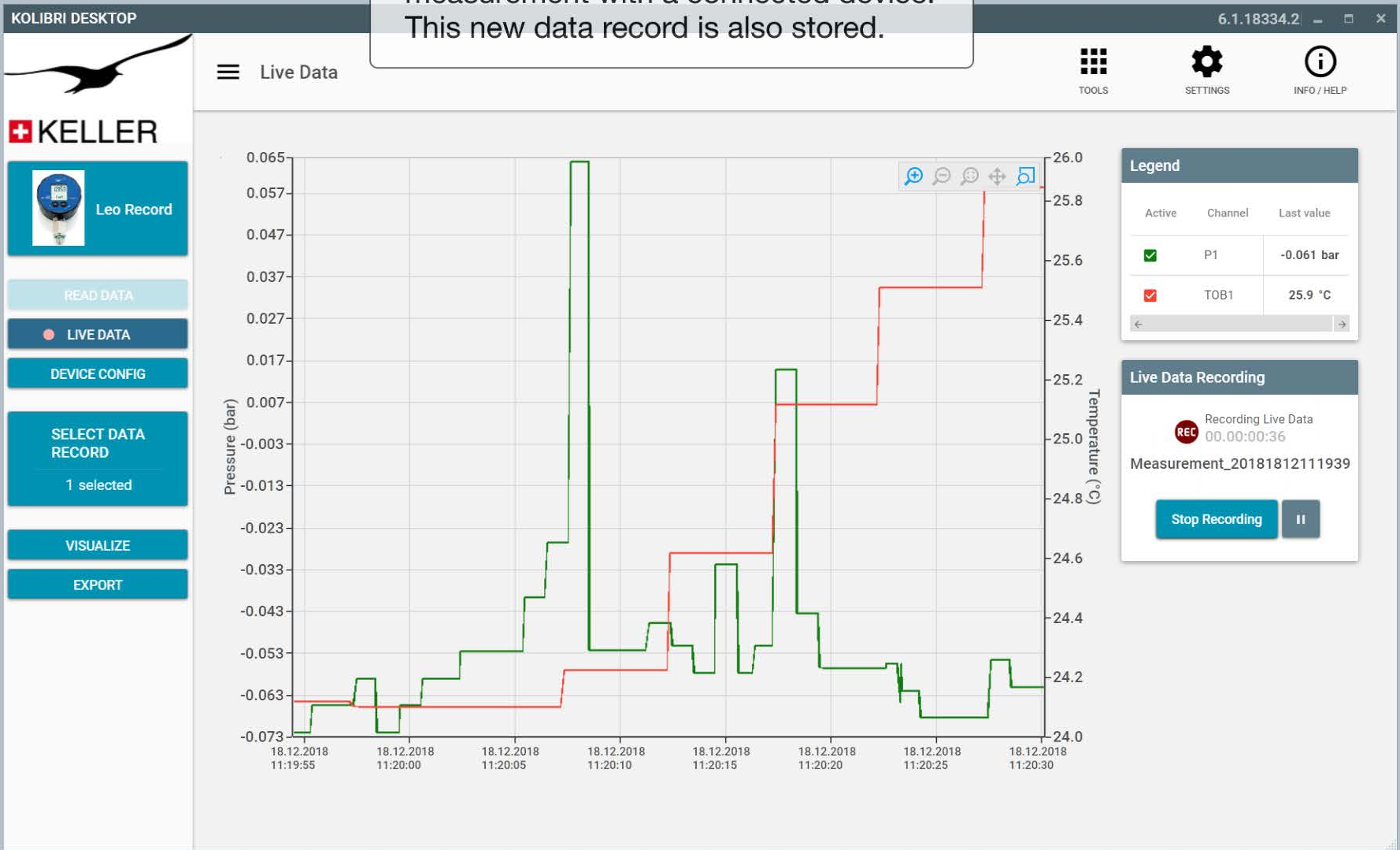
KOLIBRI DESKTOP
6.1.18334.2
KELLER
Leo Record
READ DATA
LIVE DATA
DEVICE CONFIG
SELECT DATA RECORD
1 selected
VISUALIZE
EXPORT
Live Data
TOOLS
SETTINGS
INFO / HELP
Pressure (bar)
0.065
0.057
0.047
0.037
0.027
0.017
0.007
-0.003
-0.013
-0.023
-0.033
-0.043
-0.053
-0.063
-0.073
Temperature (°C)
26.0
25.8
25.6
25.4
25.2
25.0
24.8
24.6
24.4
24.2
24.0
18.12.2018 11:19:55
18.12.2018 11:20:00
18.12.2018 11:20:05
18.12.2018 11:20:10
18.12.2018 11:20:15
18.12.2018 11:20:20
18.12.2018 11:20:25
18.12.2018 11:20:30
Legend
Live Data Recording
REC
Stop Recording

Legend

Active	Channel	Last value
☑	P1	-0.061 bar
☑	TOB1	25.9 °C

Live Data Recording

Recording Live Data
00.00:00:36
Measurement_20181812111939

Various device configurations can be made in 'DEVICE CONFIG'. Use the button to write configurations down to the device.

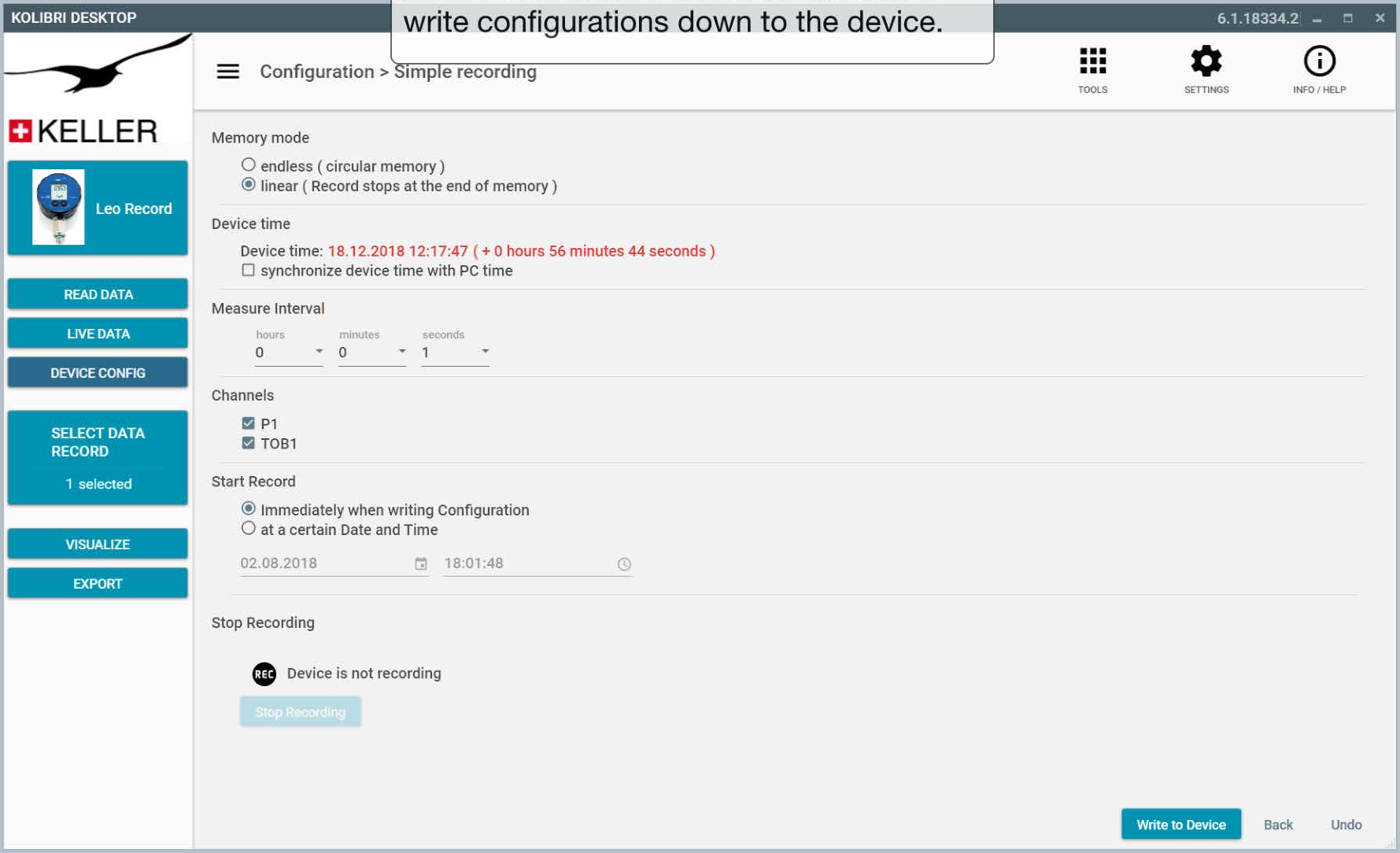
KOLIBRI DESKTOP
6.1.18334.2
KELLER
Leo Record
READ DATA
LIVE DATA
DEVICE CONFIG
SELECT DATA RECORD
1 selected
VISUALIZE
EXPORT
TOOLS
SETTINGS
INFO / HELP
Stop Recording
Write to Device
Back
Undo

Configuration > Simple recording

Memory mode

○ endless (circular memory)
● linear (Record stops at the end of memory)

Device time

Device time: 18.12.2018 12:17:47 (+ 0 hours 56 minutes 44 seconds)
☐ synchronize device time with PC time

Measure Interval

hours	minutes	seconds
0	0	1

Channels

☑ P1
☑ TOB1

Start Record

● Immediately when writing Configuration
○ at a certain Date and Time

02.08.2018 18:01:48

Stop Recording

Device is not recording

Select from all the stored data records one or multiple to visualize or export. Search, filter and arrange for properties.

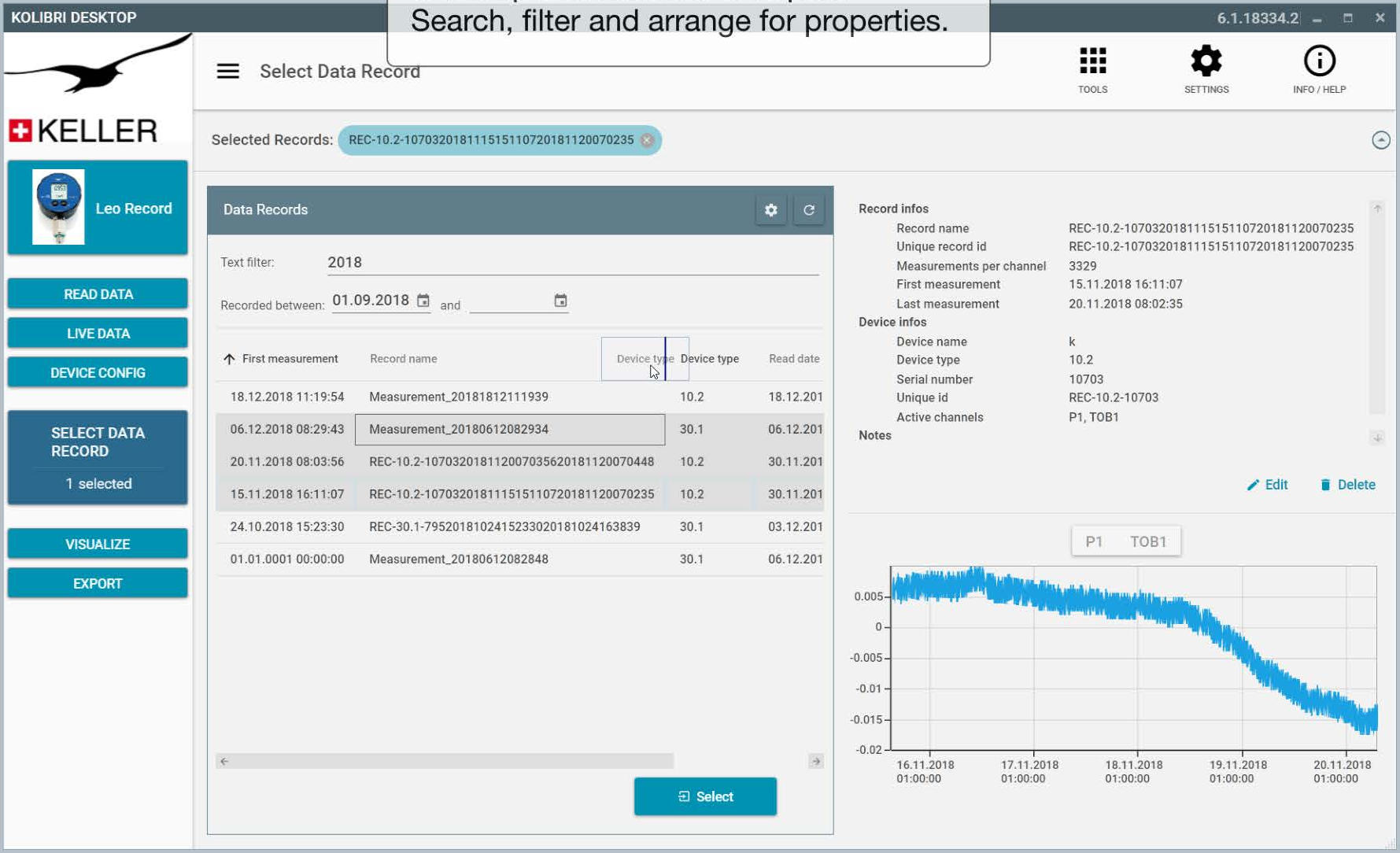
KOLIBRI DESKTOP
6.1.18334.2
KELLER
Leo Record
READ DATA
LIVE DATA
DEVICE CONFIG
SELECT DATA RECORD
1 selected
VISUALIZE
EXPORT
TOOLS
SETTINGS
INFO / HELP
Data Records
Edit
Delete
P1
TOB1
0.005
0
-0.005
-0.01
-0.015
-0.02
16.11.2018 01:00:00
17.11.2018 01:00:00
18.11.2018 01:00:00
19.11.2018 01:00:00
20.11.2018 01:00:00
Select

Select Data Record

Selected Records: REC-10.2-10703201811151511072018112007023

Text filter: 2018

Recorded between: 01.09.2018 and

First measurement	Record name	Device type	Read date
18.12.2018 11:19:54	Measurement_20181812111939	10.2	18.12.201
06.12.2018 08:29:43	Measurement_20180612082934	30.1	06.12.201
20.11.2018 08:03:56	REC-10.2-107032018112007035620181120070448	10.2	30.11.201
15.11.2018 16:11:07	REC-10.2-107032018111515110720181120070235	10.2	30.11.201
24.10.2018 15:23:30	REC-30.1-7952018102415233020181024163839	30.1	03.12.201
01.01.0001 00:00:00	Measurement_20180612082848	30.1	06.12.201

Record infos

Record name	REC-10.2-107032018111515110720181120070235
Unique record id	REC-10.2-107032018111515110720181120070235
Measurements per channel	3329
First measurement	15.11.2018 16:11:07
Last measurement	20.11.2018 08:02:35

Device infos

Device name	k
Device type	10.2
Serial number	10703
Unique id	REC-10.2-10703
Active channels	P1, TOB1

Notes

Visualize the chosen data record/s and enhance the chart with various possibilities.

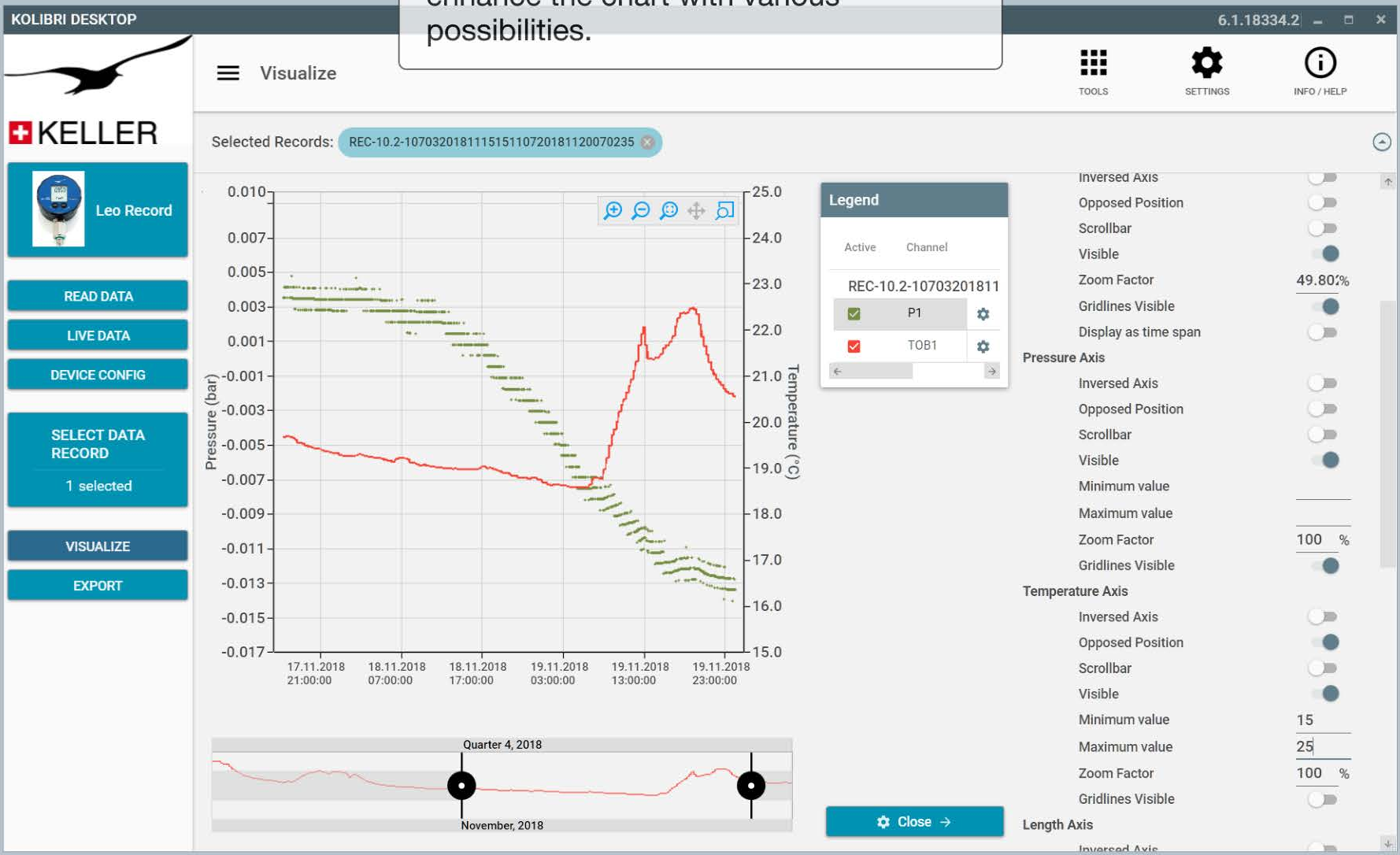
KOLIBRI DESKTOP
6.1.18334.2
KELLER
Visualize
TOOLS
SETTINGS
INFO / HELP
Leo Record
READ DATA
LIVE DATA
DEVICE CONFIG
SELECT DATA RECORD
1 selected
VISUALIZE
EXPORT
0.010
0.007
0.005
0.003
0.001
-0.001
-0.003
-0.005
-0.007
-0.009
-0.011
-0.013
-0.015
-0.017
Pressure (bar)
25.0
24.0
23.0
22.0
21.0
20.0
19.0
18.0
17.0
16.0
15.0
Temperature (°C)
17.11.2018 21:00:00
18.11.2018 07:00:00
18.11.2018 17:00:00
19.11.2018 03:00:00
19.11.2018 13:00:00
19.11.2018 23:00:00
Quarter 4, 2018
November, 2018
Legend
Close

Selected Records: REC-10.2-107032018111515110720181120070235

Active	Channel
REC-10.2-10703201811	
☑	P1
☒	TOB1

Inversed Axis ○
Opposed Position ○
Scrollbar ○
Visible ●
Zoom Factor 49.80%
Gridlines Visible ●
Display as time span ○

Pressure Axis
Inversed Axis ○
Opposed Position ○
Scrollbar ○
Visible ●
Minimum value
Maximum value
Zoom Factor 100 %
Gridlines Visible ●

Temperature Axis
Inversed Axis ○
Opposed Position ●
Scrollbar ○
Visible ●
Minimum value 15
Maximum value 25
Zoom Factor 100 %
Gridlines Visible ○

Length Axis
Inversed Axis

Export the chart to various export formats including Excel and Word-report. The used Date-Time depends on the set timezone.

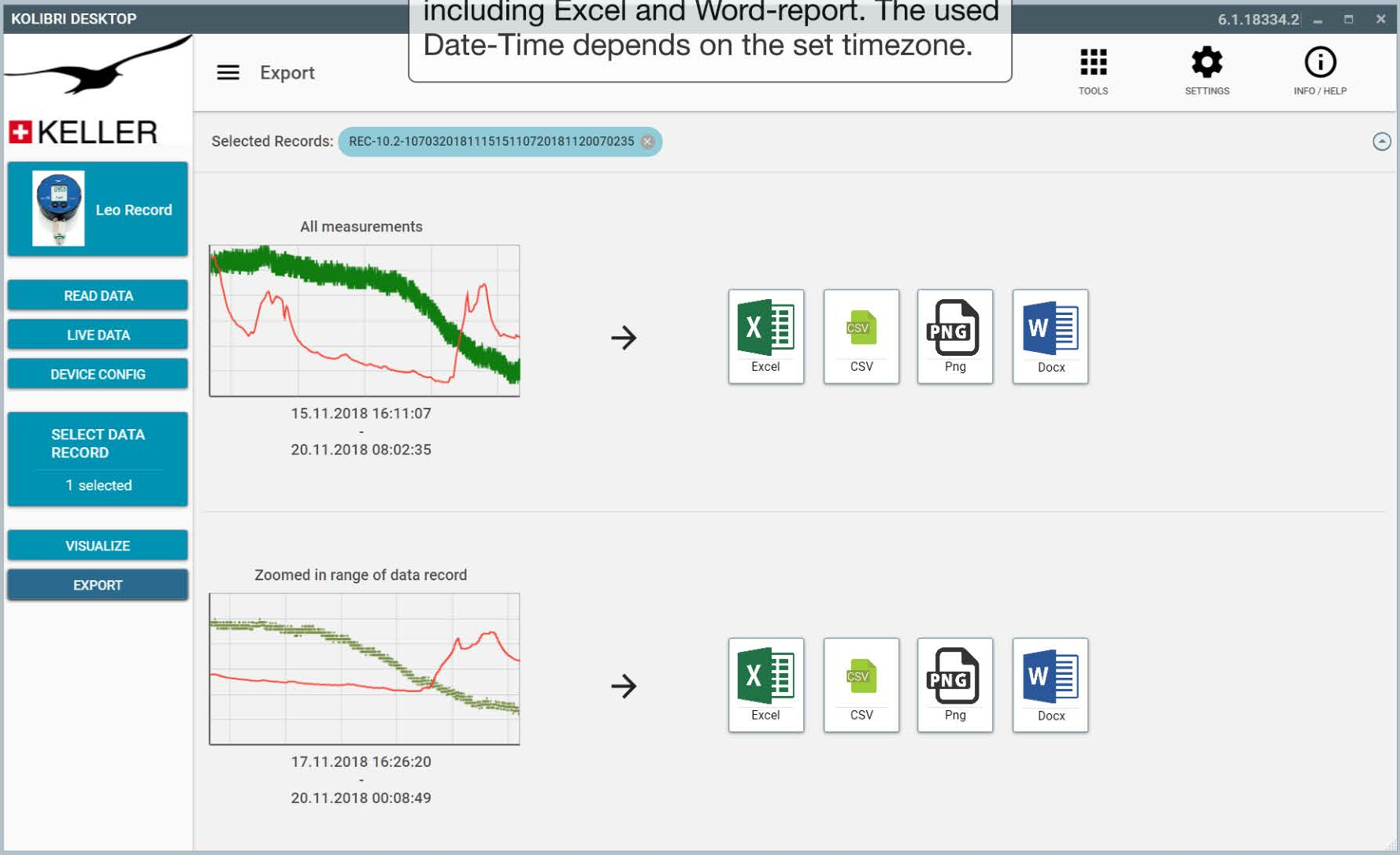
KOLIBRI DESKTOP
6.1.18334.2
KELLER
Export
TOOLS
SETTINGS
INFO / HELP
Leo Record
READ DATA
LIVE DATA
DEVICE CONFIG
SELECT DATA RECORD
1 selected
VISUALIZE
EXPORT
Excel
CSV
Png
Docx
Excel
CSV
Png
Docx

Selected Records: REC-10.2-107032018111515110720181120070235

All measurements

15.11.2018 16:11:07
-
20.11.2018 08:02:35

Zoomed in range of data record

17.11.2018 16:26:20
-
20.11.2018 00:08:49

Use the SETTINGS to customize the SW to your use case and application's need.

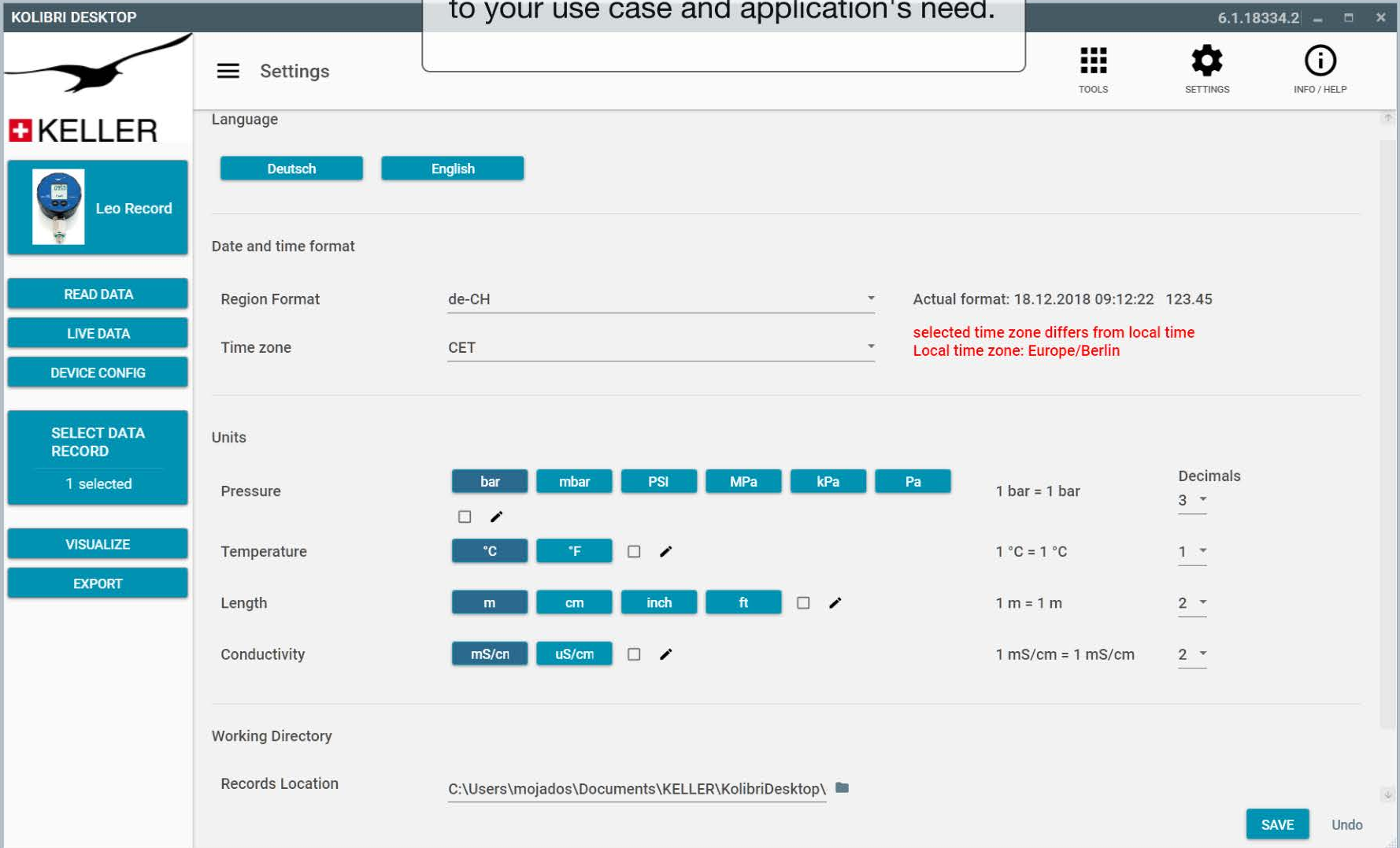
KOLIBRI DESKTOP
6.1.18334.2
KELLER
Leo Record
READ DATA
LIVE DATA
DEVICE CONFIG
SELECT DATA RECORD
1 selected
VISUALIZE
EXPORT
Settings
TOOLS
SETTINGS
INFO / HELP
Deutsch
English
SAVE
Undo

Language

Date and time format

Region Format: de-CH

Actual format: 18.12.2018 09:12:22 123.45

Time zone: CET

selected time zone differs from local time
Local time zone: Europe/Berlin

Units

Pressure	bar mbar PSI MPa kPa Pa ☐	1 bar = 1 bar	Decimals	3
Temperature	°C °F ☐	1 °C = 1 °C		1
Length	m cm inch ft ☐	1 m = 1 m		2
Conductivity	mS/cn uS/cm ☐	1 mS/cm = 1 mS/cm		2

Working Directory

Records Location: C:\Users\mojados\Documents\KELLER\KolibriDesktop\